

Systems Engineering/Process Control L3

- ▶ Mathematical modeling
- ▶ State-space models
- ▶ Stability

Reading: *Systems Engineering and Process Control*: 3.1–3.4

Process modeling

- ▶ Dynamics in processes often described by differential equations
- ▶ Two approaches:
 1. Mathematical modeling
 - ▶ Use physical laws (conservation equations etc) to create model
 2. Experiments
 - ▶ Create experiments (e.g., step response), analyze input & output
 - ▶ FRT041 System identification

In practice, a combination of both methods is often used

Mathematical modeling

- ▶ Flow balances
- ▶ Intensity balances
- ▶ Constitutive relations

Flow balances

- ▶ volume flow [m^3/s]

$$\left[\begin{array}{l} \textit{Change in} \\ \textit{stored volume} \\ \textit{per time unit} \end{array} \right] = [\textit{Inflow}] - [\textit{Outflow}]$$

- ▶ material flow (mass balance) [mol/s]

$$\left[\begin{array}{l} \textit{Change in number of} \\ \textit{accumulated particles} \\ \textit{per time unit} \end{array} \right] = \left[\begin{array}{l} \textit{Inflow of} \\ \textit{particles} \end{array} \right] - \left[\begin{array}{l} \textit{Outflow of} \\ \textit{particles} \end{array} \right]$$

Flow balances

- ▶ energy flow [W]

$$\left[\begin{array}{l} \textit{Change in} \\ \textit{stored energy} \\ \textit{per time unit} \end{array} \right] = [\textit{Power in}] - [\textit{Power out}]$$

- ▶ current flow [A]

$$\left[\begin{array}{l} \textit{Sum current} \\ \textit{to node} \end{array} \right] = \left[\begin{array}{l} \textit{Sum current} \\ \textit{from node} \end{array} \right]$$

Intensity balances

- ▶ momentum balance [N]

$$\left[\begin{array}{l} \textit{Change in} \\ \textit{momentum} \\ \textit{per time unit} \end{array} \right] = \left[\begin{array}{l} \textit{Driving} \\ \textit{forces} \end{array} \right] - \left[\begin{array}{l} \textit{Braking} \\ \textit{forces} \end{array} \right]$$

- ▶ voltage balance [V]

$$\left[\textit{Sum voltage around circuit} \right] = 0$$

Constitutional relations

- ▶ Ideal gas law

$$p = \frac{nR}{V}T$$

- ▶ Torricelli's law

$$v = \sqrt{2gh}$$

- ▶ Energy in heated liquid

$$W = C_p \rho V T$$

- ▶ Ohm's law

$$u = Ri$$

Typical balance equations for chemical processes

Total mass balance:

$$\frac{d\rho V}{dt} = \sum_{\substack{i=\text{all} \\ \text{inlets}}} \rho_i q_i - \sum_{\substack{i=\text{all} \\ \text{outlets}}} \rho_i q_i$$

Mass balance for component j :

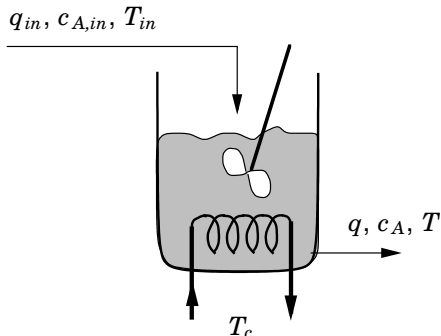
$$\frac{dc_j V}{dt} = \sum_{\substack{i=\text{all} \\ \text{inlets}}} c_{j,i} q_i - \sum_{\substack{i=\text{all} \\ \text{outlets}}} c_{j,i} q_i + r_j V$$

Total energy balance:

$$\frac{dE}{dt} = \sum_{\substack{i=\text{all} \\ \text{inlets}}} \rho_i V_i H_i - \sum_{\substack{i=\text{all} \\ \text{outlets}}} \rho_i V_i H_i + \sum_{\substack{k=\text{all phase} \\ \text{boundaries}}} Q_k + W$$

(all follow from physical conservation laws)

Example: CSTR with exothermic reaction



- ▶ Exothermic reaction $A \rightarrow B$, $r = k_0 e^{-E/RT} c_A$
- ▶ Cooling coil with temperature T_c
- ▶ Perfect stirring, constant density ρ

Example: CSTR with exothermic reaction

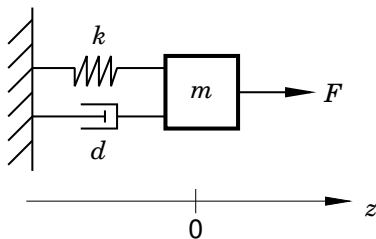
Total mass balance, balance for comp. A, and total energy balance:

$$\begin{aligned}\frac{dV}{dt} &= q_{in} - q \\ \frac{dc_A}{dt} &= \frac{q_{in}}{V}(c_{A,in} - c_A) - k_0 e^{-E/RT} c_A \\ \frac{dT}{dt} &= \frac{q_{in}}{V}(T_{in} - T) + \frac{(-\Delta H_r)k_0}{\rho C_p} e^{-E/RT} c_A + \frac{UA}{V\rho C_p}(T_c - T)\end{aligned}$$

after simplifications

- ▶ Nonlinear third order model
- ▶ State variables: V, c_A, T
- ▶ Possible inputs: $q_{in}, q, c_{A,in}, T_{in}, T_c$
- ▶ Parameters (constants): $\rho, C_p, (-\Delta H_r), k_0, E, R, U, A$

Example: Mechanical system



- ▶ Mass m with position z
- ▶ External force: F
- ▶ Spring force: $F_k = -kz$
- ▶ Damper force: $F_d = -d\dot{z}$

Example: Mechanical system

Momentum balance:

$$m\ddot{z} = F - kz - d\dot{z}$$

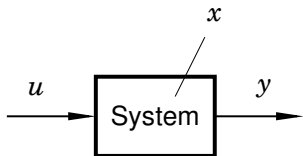
Introduce $v = \dot{z} \Rightarrow$

$$\dot{v} = -\frac{d}{m}v - \frac{k}{m}z + \frac{1}{m}F$$

$$\dot{z} = v$$

- ▶ Linear second order model
- ▶ State variables v, z
- ▶ Input: F
- ▶ Parameters (constants): m, k, d

State-space form



In general, x , u and y are vectors:

$$x = \begin{pmatrix} x_1 \\ \vdots \\ x_n \end{pmatrix} \quad u = \begin{pmatrix} u_1 \\ \vdots \\ u_m \end{pmatrix} \quad y = \begin{pmatrix} y_1 \\ \vdots \\ y_p \end{pmatrix}$$

- ▶ n = number of state variables = system order
- ▶ m = number of inputs
- ▶ p = number of outputs (measurements)

State-space form

- ▶ x is called system state (*state*)
 - ▶ it contains values of all accumulated quantities in the system
 - ▶ (it represents the system “memory”)
- ▶ The dynamics are described by n first order differential equations:

$$\begin{aligned}\frac{dx_1}{dt} &= f_1(x_1, \dots, x_n, u_1, \dots, u_m) \\ &\vdots \\ \frac{dx_n}{dt} &= f_n(x_1, \dots, x_n, u_1, \dots, u_m)\end{aligned}$$

State-space form

- ▶ Outputs described by p algebraic equations (not always stated):

$$y_1 = g_1(x_1, \dots, x_n, u_1, \dots, u_m)$$

$$\vdots$$

$$y_p = g_p(x_1, \dots, x_n, u_1, \dots, u_m)$$

- ▶ System can be written in vector form as:

$$\frac{dx}{dt} = f(x, u) \quad (\text{state equation})$$

$$y = g(x, u) \quad (\text{measurement equation})$$

- ▶ (f and g can be nonlinear functions)

State-space form for linear systems

- ▶ A system is linear if all f_i and g_i are linear functions
- ▶ Example:

$$\frac{dx_1}{dt} = a_{11}x_1 + \dots + a_{1n}x_n + b_{11}u_1 + \dots + b_{1m}u_m$$

⋮

$$\frac{dx_n}{dt} = a_{n1}x_1 + \dots + a_{nn}x_n + b_{n1}u_1 + \dots + b_{nm}u_m$$

$$y_1 = c_{11}x_1 + \dots + c_{1n}x_n + d_{11}u_1 + \dots + d_{1m}u_m$$

⋮

$$y_p = c_{p1}x_1 + \dots + c_{pn}x_n + d_{p1}u_1 + \dots + d_{pm}u_m$$

State space form for linear systems

In matrix form:

$$\frac{dx}{dt} = Ax + Bu \quad (\text{state equation})$$

$$y = Cx + Du \quad (\text{measurement equation})$$

- ▶ x and u are deviations from equilibrium point
- ▶ $(x, u) = (0, 0)$ is always in equilibrium (why?)
- ▶ D is called system direct term (often 0 for real processes)

Mini problem: What dimensions does matrices A , B , C and D have?

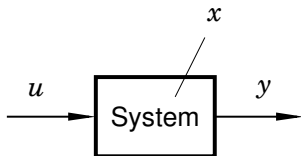
Example: Mechanical system

- ▶ State vector: $x = \begin{pmatrix} v \\ z \end{pmatrix}$
- ▶ We control $u = F$ and measure $y = z$
- ▶ The model on state space form with matrices:

$$\frac{dx}{dt} = \underbrace{\begin{pmatrix} -\frac{d}{m} & -\frac{k}{m} \\ 1 & 0 \end{pmatrix}}_A x + \underbrace{\begin{pmatrix} \frac{1}{m} \\ 0 \end{pmatrix}}_B u$$

$$y = \underbrace{\begin{pmatrix} 0 & 1 \end{pmatrix}}_C x + \underbrace{\begin{pmatrix} 0 \end{pmatrix}}_D u$$

Solution of the linear state equation



- ▶ state-space model of system:

$$\frac{dx}{dt} = Ax + Bu \quad (\text{state equation})$$

$$y = Cx + Du \quad (\text{measurement equation})$$

- ▶ How does x (and y) depend on input u and initial state $x(0)$?

Solution of state equation – scalar case

- ▶ System with one state variable and one input:

$$\frac{dx(t)}{dt} = ax(t) + bu(t)$$

- ▶ Solution:

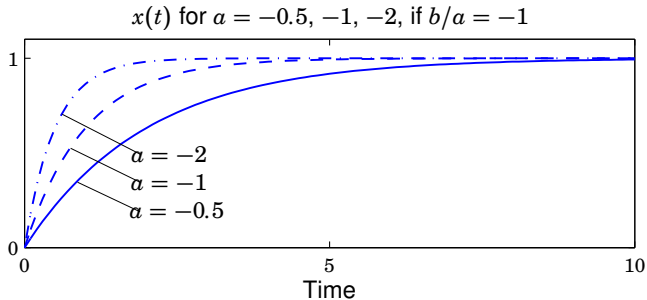
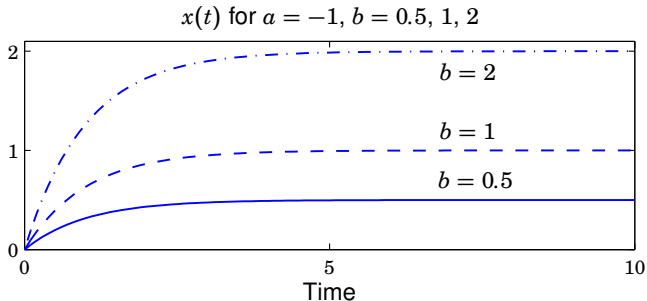
$$x(t) = e^{at}x(0) + \int_0^t e^{a(t-\tau)}bu(\tau) d\tau$$

- ▶ Example: Constant input $u(t) = u_0$ and $a \neq 0$:

$$x(t) = e^{at}x(0) + \frac{b}{a}(e^{at} - 1)u_0$$

$x(t)$ limited if $a < 0$

Simulation with $u(t) = 1$ and $x(0) = 0$



Solution of state equation – general case

- ▶ State space model:

$$\frac{dx}{dt} = Ax + Bu$$

- ▶ Solution:

$$x(t) = e^{At}x(0) + \int_0^t e^{A(t-\tau)}Bu(\tau) d\tau$$

where e^{At} is matrix exponential function, defined as

$$e^{At} = I + At + \frac{(At)^2}{2!} + \frac{(At)^3}{3!} + \dots$$

Example: Mechanical system

- ▶ Recall state-space system:

$$\frac{dx}{dt} = \begin{pmatrix} -\frac{d}{m} & -\frac{k}{m} \\ 1 & 0 \end{pmatrix} x + \begin{pmatrix} \frac{1}{m} \\ 0 \end{pmatrix} u$$

- ▶ Assume:

$$d = 0, \quad F = u = 0, \quad x(0) = \begin{pmatrix} v(0) \\ z(0) \end{pmatrix} = \begin{pmatrix} 0 \\ 1 \end{pmatrix}, \quad m = k = 1$$

i.e., no damping, no external force

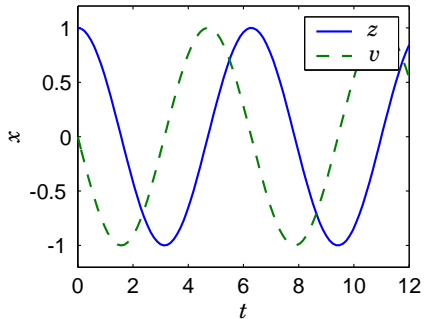
- ▶ Gives state-space system and exponential matrix:

$$\frac{dx}{dt} = \underbrace{\begin{pmatrix} 0 & -1 \\ 1 & 0 \end{pmatrix}}_A x, \quad e^{At} = \begin{pmatrix} \cos t & -\sin t \\ \sin t & \cos t \end{pmatrix}$$

- ▶ Solution:

$$x(t) = e^{At} x(0) = \begin{pmatrix} \cos t & -\sin t \\ \sin t & \cos t \end{pmatrix} \begin{pmatrix} 0 \\ 1 \end{pmatrix} = \begin{pmatrix} -\sin t \\ \cos t \end{pmatrix}$$

Simulation of mechanical system



Eigenvalues

- ▶ Eigenvalues of A given by n roots to characteristic equation:

$$\det(\lambda I - A) = 0$$

- ▶ $\det(\lambda I - A) = P(\lambda)$ is called characteristic polynomial
- ▶ Eigenvalues can be complex
- ▶ Multiplicity of eigenvalue = nbr of eigenvalues with same value

Eigenvalues

- ▶ Suppose A is diagonal with eigenvalues $\lambda_1, \dots, \lambda_n$:

$$A = \begin{pmatrix} \lambda_1 & 0 & 0 & \dots & 0 \\ 0 & \lambda_2 & 0 & \dots & 0 \\ \vdots & & & \ddots & \vdots \\ 0 & 0 & 0 & \dots & \lambda_n \end{pmatrix}$$

- ▶ Then

$$e^{At} = \begin{pmatrix} e^{\lambda_1 t} & 0 & 0 & \dots & 0 \\ 0 & e^{\lambda_2 t} & 0 & \dots & 0 \\ \vdots & & & \ddots & \vdots \\ 0 & 0 & 0 & \dots & e^{\lambda_n t} \end{pmatrix}$$

- ▶ Every eigenvalue λ_i gives a term $e^{\lambda_i t}$ in solution

Eigenvalues

- ▶ Assume that A is a general matrix
- ▶ Every eigenvalue of A gives a term $P_{m_i-1}(t)e^{\lambda_i t}$ in e^{At} where
 - ▶ $P_{m_i-1}(t)$ is a polynomial in t of order at most $m_i - 1$
 - ▶ m_i is the multiplicity of the eigenvalue

- ▶ Example:

- ▶ A matrix

$$A = \begin{pmatrix} -1 & 1 \\ 0 & -1 \end{pmatrix}$$

- ▶ Eigenvalues:

$$\lambda_1 = \lambda_2 = -1 \quad (m = 2)$$

- ▶ Exponential matrix:

$$e^{At} = \begin{pmatrix} e^{-t} & te^{-t} \\ 0 & e^{-t} \end{pmatrix}$$

Stability for linear systems

- ▶ Stability is a system property – does not depend on input
- ▶ Can therefore study the uncontrolled system:

$$\frac{dx}{dt} = Ax$$

- ▶ Solution:

$$x(t) = e^{At}x(0)$$

Stability notions

Asymptotic stability: $x(t) \rightarrow 0$ as $t \rightarrow \infty$ for all initial states

Stability: $x(t)$ limited as $t \rightarrow \infty$ for all initial states

Instability: $x(t)$ unlimited as $t \rightarrow \infty$ for some initial state

(Marginally stable: Stable but not asymptotically stable system)

Example

Asymptotically stable systems:

- ▶ Water tank with hole in the bottom
- ▶ Temperature in oven
- ▶ Speed in a car

(Marginally) Stable systems:

- ▶ Water tank without hole in the bottom
- ▶ Mass-damper-spring system without damping
- ▶ Distance covered in a car

Unstable systems:

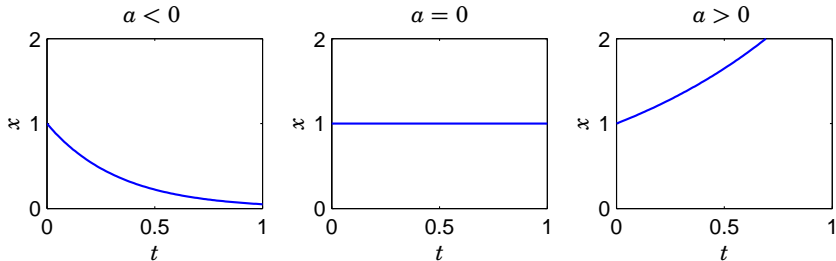
- ▶ Inverted pendulum
- ▶ Segway

Stability in the scalar case

- ▶ State-space model and solution:

$$\frac{dx(t)}{dt} = ax(t), \quad x(t) = e^{at}x(0)$$

- ▶ Solution plots for different a :



- ▶ asymptotically stable if $a < 0$
- ▶ stable if $a \leq 0$
- ▶ unstable if $a > 0$

Stability in the general case

- ▶ Eigenvalues λ_i to A -matrix decides stability
- ▶ A linear system is:
 - ▶ Asymptotically stable if all $\text{Re}(\lambda_i) < 0$
 - ▶ Unstable if some $\text{Re}(\lambda_i) > 0$
 - ▶ Stable if all $\text{Re}(\lambda_i) \leq 0$ and possible pure imaginary eigenvalues have multiplicity 1

Routh–Hurwitz stability criteria

Second order systems:

- ▶ 2nd order characteristic polynomial (for 2×2 -matrix A):

$$\det(\lambda I - A) = P(\lambda) = \lambda^2 + p_1\lambda + p_2$$

- ▶ All roots in left half-plane (all $\operatorname{Re}(\lambda_i) < 0$) iff $p_1 > 0$ and $p_2 > 0$

Third order systems:

- ▶ 3rd order characteristic polynomial (for 3×3 -matrix A):

$$\det(\lambda I - A) = P(\lambda) = \lambda^3 + p_1\lambda^2 + p_2\lambda + p_3$$

- ▶ All roots in left half-plane iff $p_1 > 0$, $p_2 > 0$, $p_3 > 0$ and $p_1p_2 > p_3$.

Example: Mechanical system

- ▶ State-space model:

$$\frac{dx}{dt} = \begin{pmatrix} -\frac{d}{m} & -\frac{k}{m} \\ 1 & 0 \end{pmatrix} x + \begin{pmatrix} \frac{1}{m} \\ 0 \end{pmatrix} u$$

$$y = \begin{pmatrix} 0 & 1 \end{pmatrix} x$$

- ▶ Characteristic equation:

$$\det(\lambda I - A) = \begin{vmatrix} \lambda + \frac{d}{m} & \frac{k}{m} \\ -1 & \lambda \end{vmatrix} = \lambda^2 + \frac{d}{m}\lambda + \frac{k}{m} = 0$$

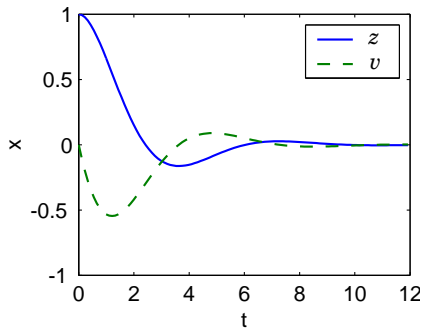
- ▶ Suppose $m, k, d > 0$: Asymptotically stable
- ▶ Suppose $m, k > 0, d = 0$: Eigenvalues

$$\lambda_{1,2} = \pm i \sqrt{\frac{k}{m}}$$

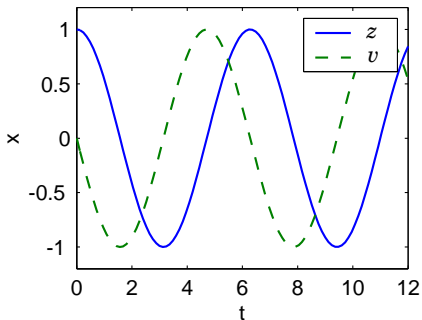
stable (but not asymptotically stable)

Simulation of mechanical system

$m = k = d = 1:$



$m = k = 1, d = 0:$



Linear systems on state-space form in MATLAB

```
% Define system matrices
```

```
A = [1 2; 3 4];
```

```
B = [0; 1];
```

```
C = [1 0];
```

```
D = 0;
```

```
% Create state-space model
```

```
sys = ss(A,B,C,D);
```

```
% Compute eigenvalues to A matrix
```

```
eig(A)
```

```
% Simulate system w/o input from initial state x0
```

```
initial(sys,x0)
```